

NRRDA-A021(11)/12/2020-FA  
Government of India  
Ministry of Rural Development  
(National Rural Infrastructure Development Agency)

Dated: 19.3.2021

To,

Principal Secretary/Secretary of Nodal Department of PMGSY of all States.

Subject: Online collection, accounting and refund of Bid Security (EMD) & Tender Fee in PMGSY works.

Sir/Madam,

As you may be aware, consequent upon introduction of online tendering in PMGSY works through *pmgsytenders.gov.in*, a proposal to switch over to online mode of deposit of EMD and tender fee was under consideration of this office for some time.

In the online EMD ecosystem, a single central pooling bank account has been opened by NRIDA with SBI into which bid security and tender fee of all the PMGSY tenders across the country, would be deposited. The linking of this central pooling account with the SRRDA bank accounts where the bid security money of successful bidder and the Tender Fee are to be credited after completion of the bidding process, has been done by the NIC, Chennai.

Consequently, it has been decided to implement online bid security and tender fee system in all the States/UTs with immediate effect. Necessary amendments in the PMGSY Standard Bidding Document (SBD) in this regard had already been communicated earlier vide NRIDA letter no. NRRDA-P013(11)/1/2019- Dir (P-I) dated 24.06.2020.


In view of the above, you are requested to instruct the SRRDAs to make provision for submission of online bid security and tender fee in the tenders being invited under the Pradan Mantri Gram Sadak Yojana in your state. The detailed methodology of the online system along with SoP/PPT for Tender Inviting Authority and for the bidder regarding guidelines to be followed for making payments are attached for your kind information in the annexure. ***It is also clarified that the tender inviting authority will have to select the online option instead of off line mode.***

In case of any query with regard to the online system the state may contact the following officers or SBI helpline:-

1. Shri Raj Kumar Arora, AD (F&A), NRIDA, Tel: 011-26716930-33  
([rajkumararora.17@gov.in](mailto:rajkumararora.17@gov.in))
2. Shri S. Selvan, Technical Director, NIC, Chennai, M-9445568269  
([selvan@nic.in](mailto:selvan@nic.in))
3. SBI helpline no- 022-27560266, 022-27560267

Encls.: As above

Yours Sincerely,

  
**(Dr. Ashish Kumar Goel)**  
Joint Secretary & DG (NRIDA)

Copy to: CEO/EnC/CE/FC of all SRRDAs

**STEPS FOR MAKING TENDER PAYMENTS IN TN ETENDERS SYSTEM VIA SBI BANK GATEWAY***(SBI AND NON SBI ACCOUNT HOLDERS)***Step 1)** Click “Pay Online” when you reach below page while Online Bid Submission.

**BID MANAGEMENT**

My Tenders → 2018\_LSGD\_204397\_1 → Transaction Message

Organization Chain : NIC||NIC Contracts  
Tender Reference Number : PW3/23401/18  
Tender ID : 2018\_LSGD\_204397\_1  
Tender Title : PW3/23401/18 PRO.NO.604/18-19 DVN.30 VARIOUS LANES INTERLOCKING AND CONCRETING

**Bid Process List**

S.No	Bid Process	Action
1	Profile	

**Bid Payment Details**

S.No	Fee Type	Actual Fee	Exempted Fee	Fee To Be Paid	Paid Fee
1	Tender Fee	2500.00 (INR)	0.00	2500.00 (INR)	0.00
2	Emd Fee	37500.00 (INR)	0.00	37500.00 (INR)	0.00

[Pay Online](#) [Encrypt&Upload](#)

Version:1.09.06 04-Feb-2018 (c) 2008 Tenders NIC, All rights reserved.

**Step 2)** Click “Confirm to Pay” to proceed with the payment gateway, as below.

**Note:** Please ensure that you have availed Tender Fee / EMD Exemption, if eligible. Further, there would not be any provision to change back, under any circumstances.

The screenshot displays the 'BID MANAGEMENT' interface. On the left is a navigation menu with categories: User Management (My Accounts, My Documents), Auction Management (My Auctions, Live Auctions, View Auction History), and Bid Management (Search Active Tenders, My Tenders, Clarification, My Active Bids, Bid Opening (Live), Short fall Documents, Online Payment Status, My Bids History, Short Fall Documents History, Archived Clarification, Tender Status, My Withdrawn Bids). The main content area is titled 'Offline/OnLine Payment Confirmation' and shows the following details:

- Organization Chain : NIC||NIC Contracts
- Tender Reference Number : PW3/23401/18
- Tender ID : 2018\_LSGD\_204397\_1
- Tender Title : PW3/23401/18 PRO.NO.604/18-19 DVN.30 VARIOUS LANES INTERLOCKING AND CONCRETING

Below this is a 'Bid Payment Details' table:

S.No	Fee Type	Actual Fee	Exempted Fee	Fee To Be Paid
1	Tender Fee	2128.00 (INR)	0.00	2128.00 (INR)
2	Emd Fee	23100.00 (INR)	0.00	23100.00 (INR)

A 'Portal Alert' box contains the following text:

- Beyond this stage, you will not be able to edit Fee or Exemption details.
- Please confirm that the exemption and amount to be paid are correct.

Below the alert, it states: "I hereby confirm that the above payment details are correct." and provides two buttons: "Back" and "Confirm to Pay".

Version:1.09.06 04-Feb-2018 (c) 2008 Tenders NIC, All rights reserved.

**Step3)** Verify that the Tender fee and EMD shown are correct, as per tender document. Then, select the payment option **SBI MOPS** and Submit, as below.

**Note:** In case of any mismatch in tender payments, with reference to tender documents, please contact TIA for clarifications.

**BID MANAGEMENT**

**OnLine Payment Gateway**

Organization Chain : NIC||NIC Contracts  
Tender Reference Number : PW3/23401/18  
Tender ID : 2018\_LSGD\_204397\_1  
Tender Title : PW3/23401/18 PRO.NO.604/18-19 DVN.30 VARIOUS LANES INTERLOCKING AND CONCRETING

Fee Type	Actual Fee	Exempted Fee	Fee To be Paid
Tender Fee	2,500	0	2,500
Emd Fee	37,500	0	37,500
<b>Total Fee</b>			<b>40,000</b>

**Choose Payment Option**

SBI MOPS

[Back](#) [Submit](#)

Version:1.09.06 04-Feb-2018 (c) 2008 Tenders NIC, All rights reserved.



**Step 4)** Check and Follow the **Terms and Conditions**, and then **Submit**, as below.

The screenshot displays the 'BID MANAGEMENT' section of a web application. On the left is a navigation menu with categories: User Management (My Accounts, My Documents), Auction Management (My Auctions, Live Auctions, View Auction History), and Bid Management (Search Active Tenders, My Tenders, Clarification, My Active Bids, Bid Opening (Live), Short fall Documents, Online Payment Status, My Bids History, Short Fall Documents History, Archived Clarification, Tender Status, My Withdrawn Bids). The main content area is titled 'OnLine Payment Gateway' and includes a 'Payment Verification' section. It shows the following details:

- Organization Chain : NIC||NIC Contracts
- Tender Reference Number : PW3/23401/18
- Tender ID : 2018\_LSGD\_204397\_1
- Tender Title : PW3/23401/18 PRO.NO.604/18-19 DVN.30 VARIOUS LANES INTERLOCKING AND CONCRETING

Below this, a yellow box highlights the 'Pay Model : SBI MOPS' and 'Terms And Conditions' section, which includes a checklist of instructions for the user. At the bottom right of this box are 'Back' and 'Submit' buttons.

Version:1.09.06 04-Feb-2018 (c) 2008 Tenders NIC, All rights reserved.

**Step 5)** Bidders may choose the type of transaction and proceed for payment.

The screenshot shows the 'SBI ONLINE' payment gateway interface. At the top, it says 'STATE BANK MULTI OPTION PAYMENT SYSTEM' and 'Please Select Appropriate Card Type To Avoid Failures (C-Credit Card Options/D For Debit Card)'. The interface is divided into sections:


- Not Banking:** Contains two options: 'SBI' with 'Bank Charges: 11.8' and 'Click Here' button, and 'Other Banks' with 'Bank Charges: 132.5' and 'Click Here' button.
- Card Payments:** A section header with no visible options.
- Other Payments Modes:** Contains 'NEFT/RTGS' with 'Bank Charges: 133.0' and 'Click Here' button.

A 'Cancel' button is located at the bottom center. The footer includes '© State Bank of India' and 'Site best viewed in I.E 10 +, Mozilla 30 +, Google Chrome 30 +'.

**Step 6)** Once the Payment type is selected it navigates to the respective landing page.

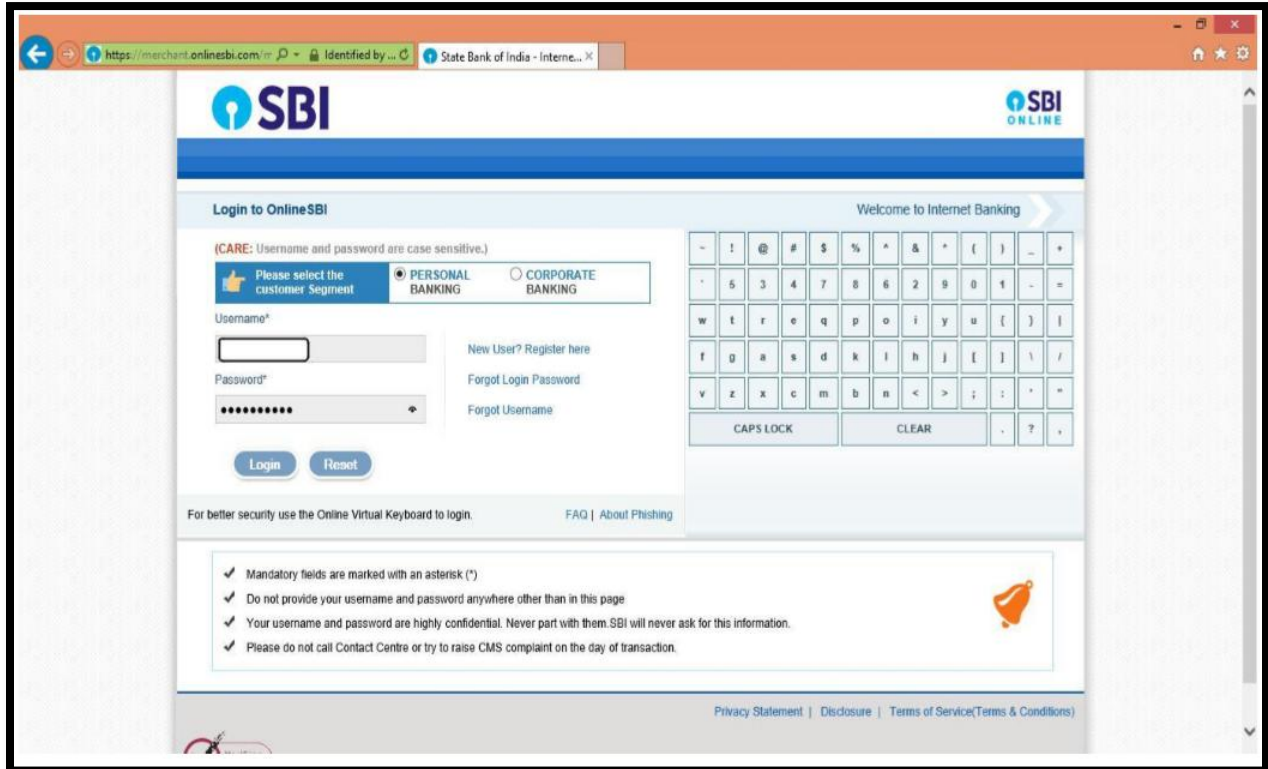
**a) SBI**

i. Bidders with SBI account may click **SBI** option to proceed to its Net Banking Page



The screenshot shows the SBI Online Banking login page for merchants. The browser address bar displays "https://merchant.onlinesbi.com/merchant/merchantpreloginbanking.htm". The page features the SBI logo and "SBI ONLINE" branding. The main heading is "Login to Online SBI" with a "Welcome to Internet Banking" message. A warning in red text states: "(CARE: Username and password are case sensitive.)". Below this, there are two radio buttons for "PERSONAL BANKING" (selected) and "CORPORATE BANKING". The login form includes fields for "Username\*" and "Password\*", with "New User? Register here", "Forgot Login Password", and "Forgot Username" links. A "Login" button and a "Reset" button are present. To the right is an "Online Virtual Keyboard" with a numeric keypad, a QWERTY keyboard, and function keys like "CAPS LOCK" and "CLEAR". A security notice at the bottom left reads: "For better security use the Online Virtual Keyboard to login." followed by links for "FAQ" and "About Phishing". A security advisory box contains the following points: "Mandatory fields are marked with an asterisk (\*)", "Do not provide your username and password anywhere other than in this page", "Your username and password are highly confidential. Never part with them. SBI will never ask for this information.", and "Please do not call Contact Centre or try to raise CMS complaint on the day of transaction." The footer includes a "VeriSign Secured" logo, "© State Bank of India", and a note: "Site best viewed at 1024 x 768 resolution in IE 7 or above, Mozilla 3.5 or above, Google Chrome 3 or above, Safari 5.0 +".

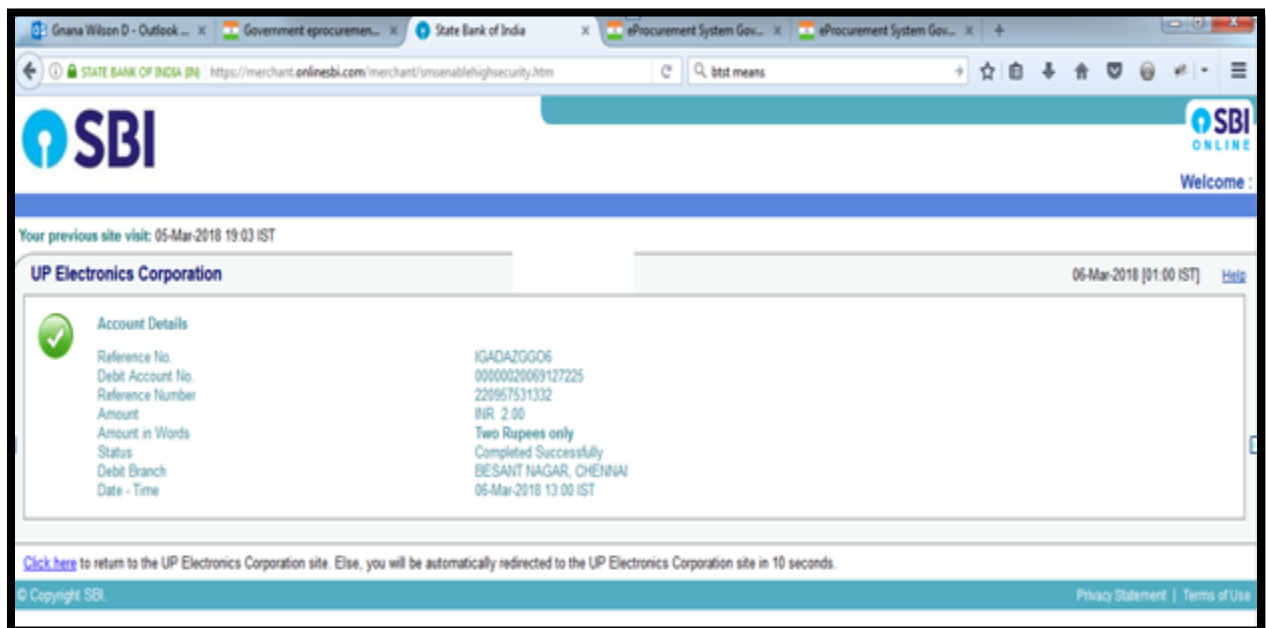
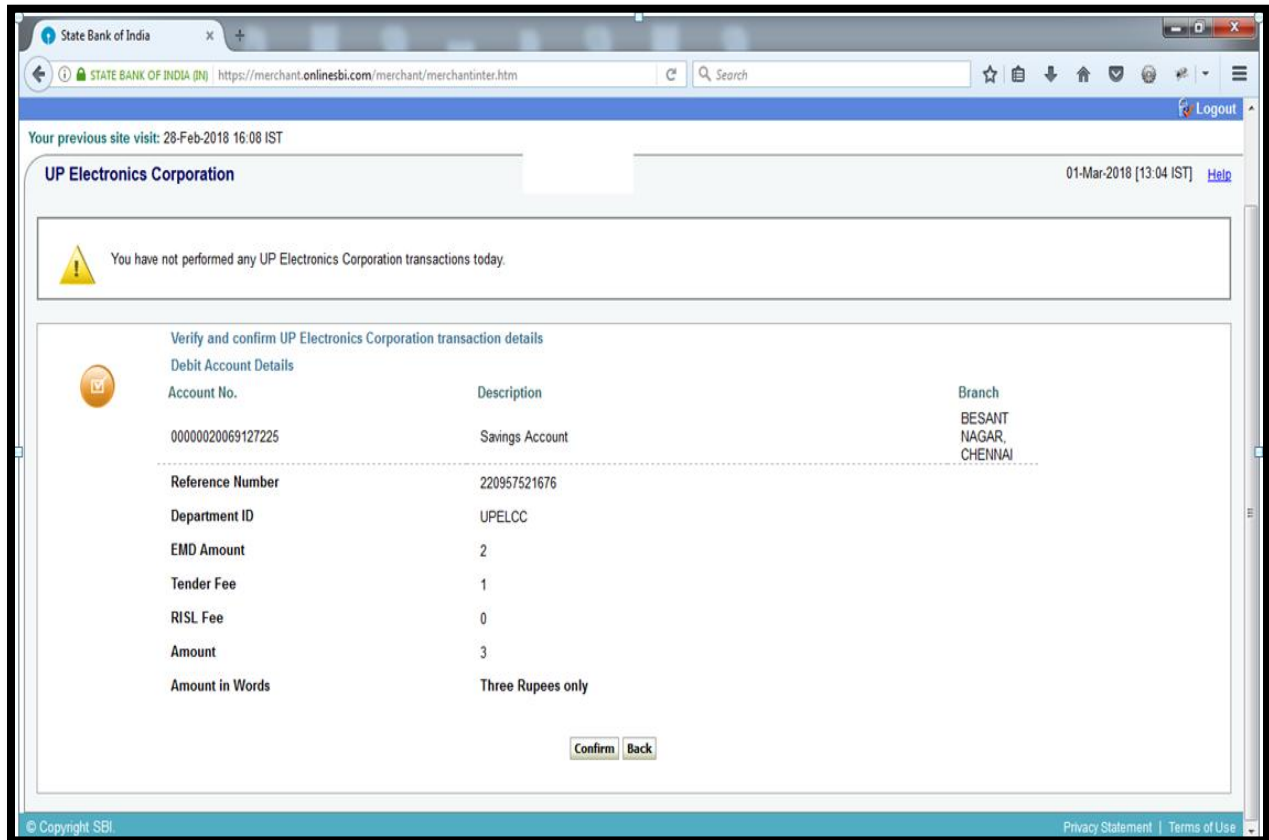
ii. Bidders may enter SBI Net banking user ID and Password and Click on **Login** to proceed.



The screenshot displays the SBI Online Banking login interface. At the top, the SBI logo is on the left and 'SBI ONLINE' is on the right. Below the logo, the text 'Login to OnlineSBI' is on the left and 'Welcome to Internet Banking' is on the right. A note in red text states '(CARE: Username and password are case sensitive.)'. There are two radio buttons for 'PERSONAL BANKING' (selected) and 'CORPORATE BANKING'. Below these are input fields for 'Username\*' and 'Password\*'. To the right of the password field are links for 'New User? Register here', 'Forgot Login Password', and 'Forgot Username'. A 'Login' button and a 'Reset' button are at the bottom left. On the right side, there is a virtual keyboard with a numeric keypad, a QWERTY keyboard, and 'CAPS LOCK' and 'CLEAR' buttons. At the bottom, there is a security notice with three checkmarks and a bell icon. The footer contains links for 'Privacy Statement', 'Disclosure', and 'Terms of Service(Terms & Conditions)'.



iii. Please ensure that your account has sufficient balance, before proceeding further. After checking the same, Click **Confirm** button as below, to transfer payment. After account debit, MOPS gateway will automatically re-redirect to the eProcurement System, with the Success transaction.



iv. As in below, you will receive bank response immediately by verifying the payment status, whether **Success** or not. In case, payment was debited from account and further, **Payment Failure** is shown, immediately contact the eProcurement helpdesk, for resolution, before tender closing time.

Click **Next** to go to Bid Preparation details, as in screenshot.

The screenshot displays the 'BID MANAGEMENT' section of a web application. On the left is a navigation menu with categories: 'User Management' (My Accounts, My Documents), 'Auction Management' (My Auctions, Live Auctions, View Auction History), and 'Bid Management' (Search Active Tenders, My Tenders, Clarification, My Active Bids, Short fall Documents, Online Payment Status, My Bids History, Short Fall Documents History, Archived Clarification, Tender Status, My Withdrawn Bids). The main content area is titled 'BID MANAGEMENT' and features a sub-section 'Bank Response On Payment Details'. A yellow banner with a checkmark icon states: 'Your Online transaction has been completed successfully.' Below this, the following details are listed: Organization Chain : NIC||NIC Contracts; Tender Reference Number : PW3/23401/18; Tender ID : 2018\_LSGD\_204397\_1; Tender Title : PW3/23401/18 PRO.NO.604/18-19 DVN.30 VARIOUS LANES INTERLOCKING AND CONCRETING. A second section, also titled 'Bank Response On Payment Details', provides further information: eProcurement Ref. Number : 220957531332; PRN Number : 220957531332; Bank / UTR Number : IGADAZGG06; Bank Name : SBI Bank; Status : Success; Status Description : Completed successfully. It also lists fees: Tender Fee in ₹ : 1; EMD Fee in ₹ : 1; Total Fee in ₹ : 2. A 'Next' button is located at the bottom right of the main content area.

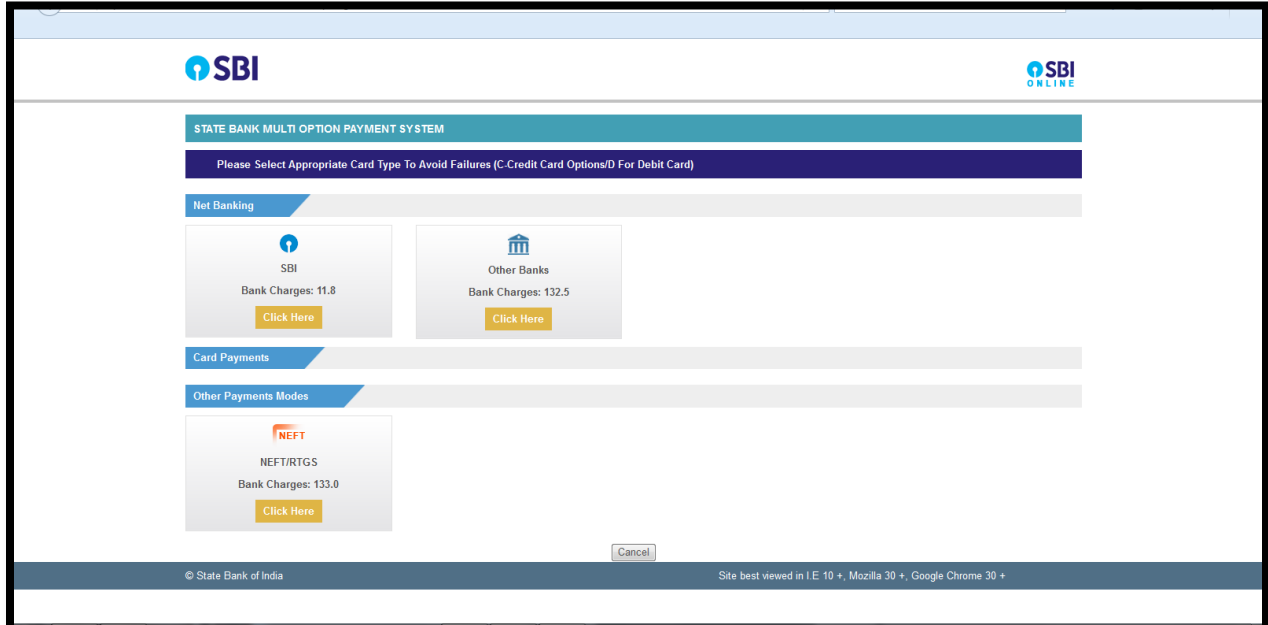
v. Please ensure that the **Pay Online** option is not shown after successful payment, as below, for confirmation. From here, you may proceed with **Encrypt and Upload** to upload tender documents, and further submission process.

The screenshot displays the 'BID MANAGEMENT' section of a web application. On the left is a navigation menu with categories: User Management (My Accounts, My Documents), Auction Management (My Auctions, Live Auctions, View Auction History), and Bid Management (Search Active Tenders, My Tenders, Clarification, My Active Bids, Bid Opening (Live), Short fall Documents, Online Payment Status, My Bids History, Short Fall Documents History, Archived Clarification, Tender Status, My Withdrawn Bids). The main content area shows 'My Tenders' for tender '2018\_KSETM\_203916\_2'. It includes details for 'Organization Chain : NIC||NIC Contracts', 'Tender Reference Number : PW3/23401/18', 'Tender ID : 2018\_LSGD\_204397\_1', and 'Tender Title : PW3/23401/18 PRO.NO.604/18-19 DVN.30 VARIOUS LANES INTERLOCKING AND CONCRETING'. Below this is a 'Bid Process List' table with one entry: S.No 1, Bid Process Profile, and an Action icon. A 'Bid Payment Details' table follows, showing two rows: 1. Tender Fee (Actual Fee: 1.00 INR, Exempted Fee: 0.00, Fee To Be Paid: 0.00, Paid Fee: 1.00 INR); 2. Emd Fee (Actual Fee: 2.00 INR, Exempted Fee: 0.00, Fee To Be Paid: 0.00, Paid Fee: 2.00 INR). An 'Encrypt&Upload' button is located at the bottom right of the main content area.

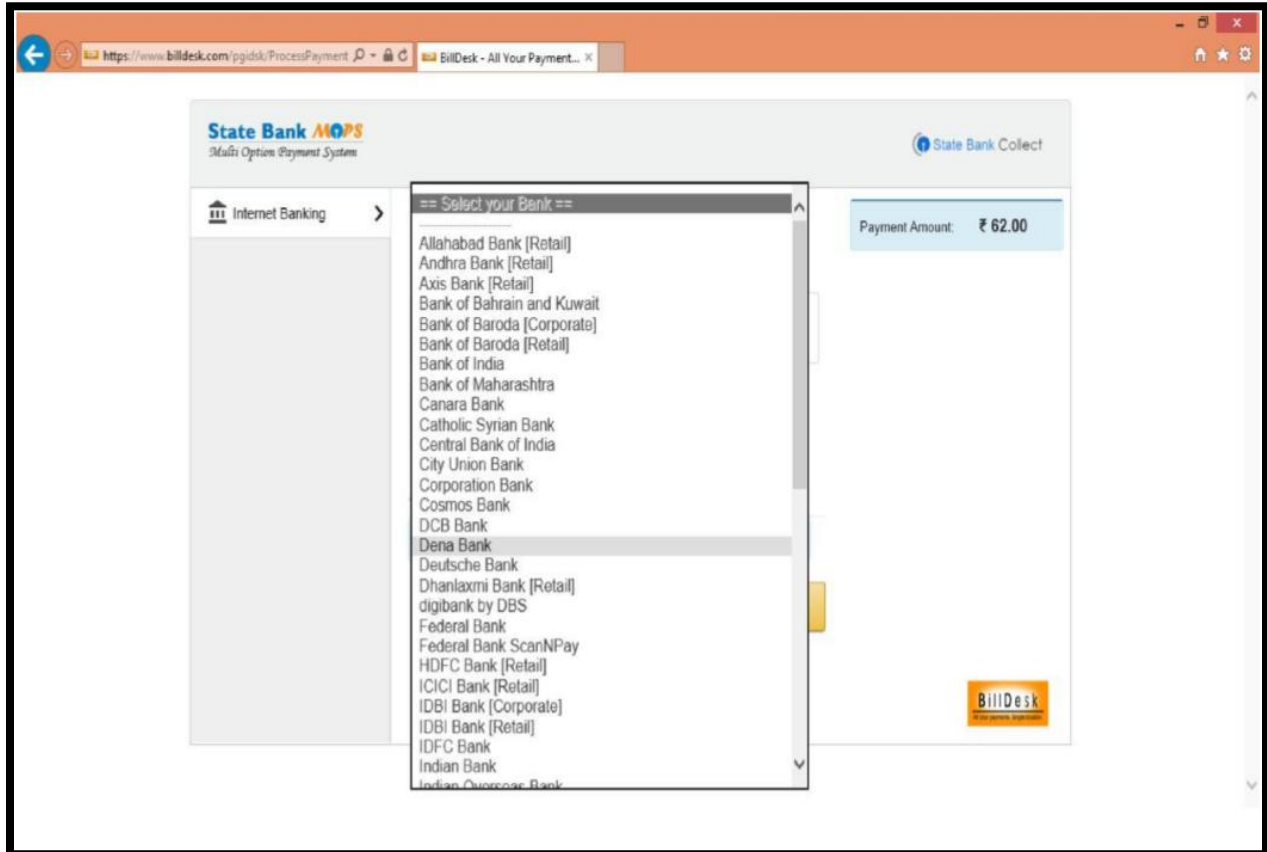
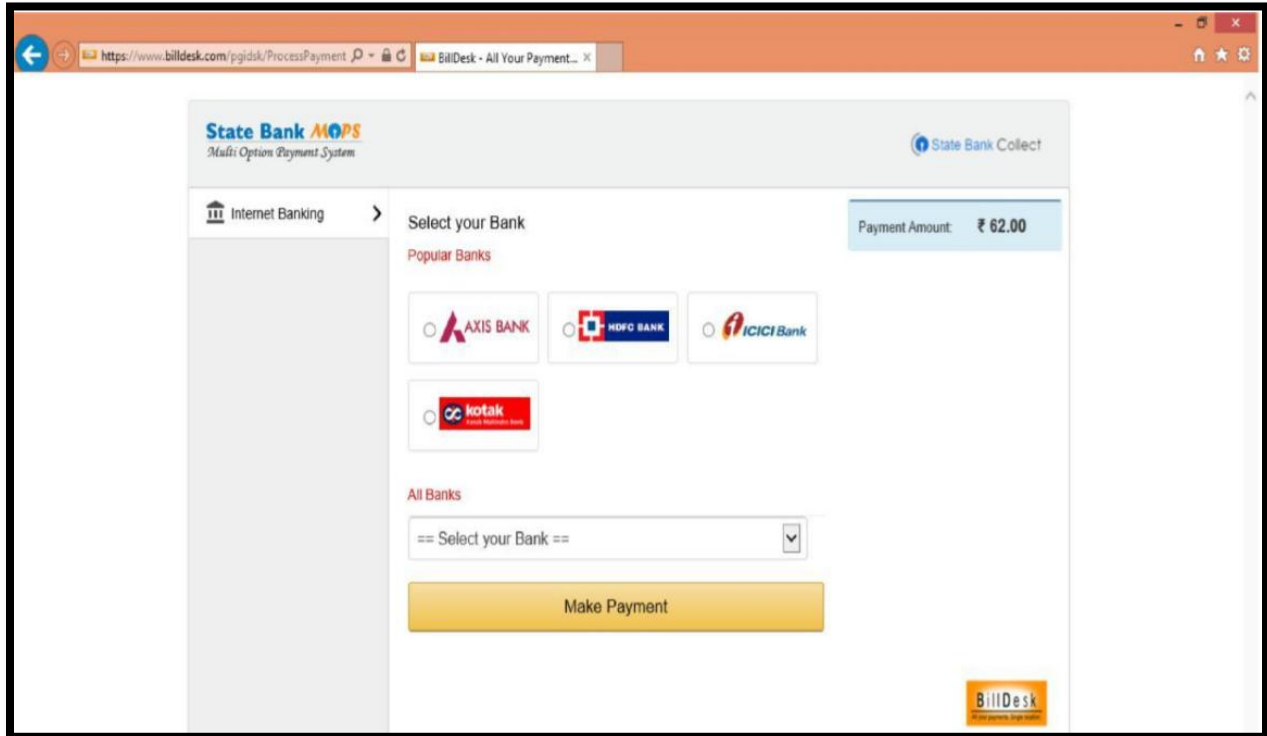
S.No	Fee Type	Actual Fee	Exempted Fee	Fee To Be Paid	Paid Fee
1	Tender Fee	1.00 (INR)	0.00	0.00	1.00 (INR)
2	Emd Fee	2.00 (INR)	0.00	0.00	2.00 (INR)

**b) OTHER BANKS :**

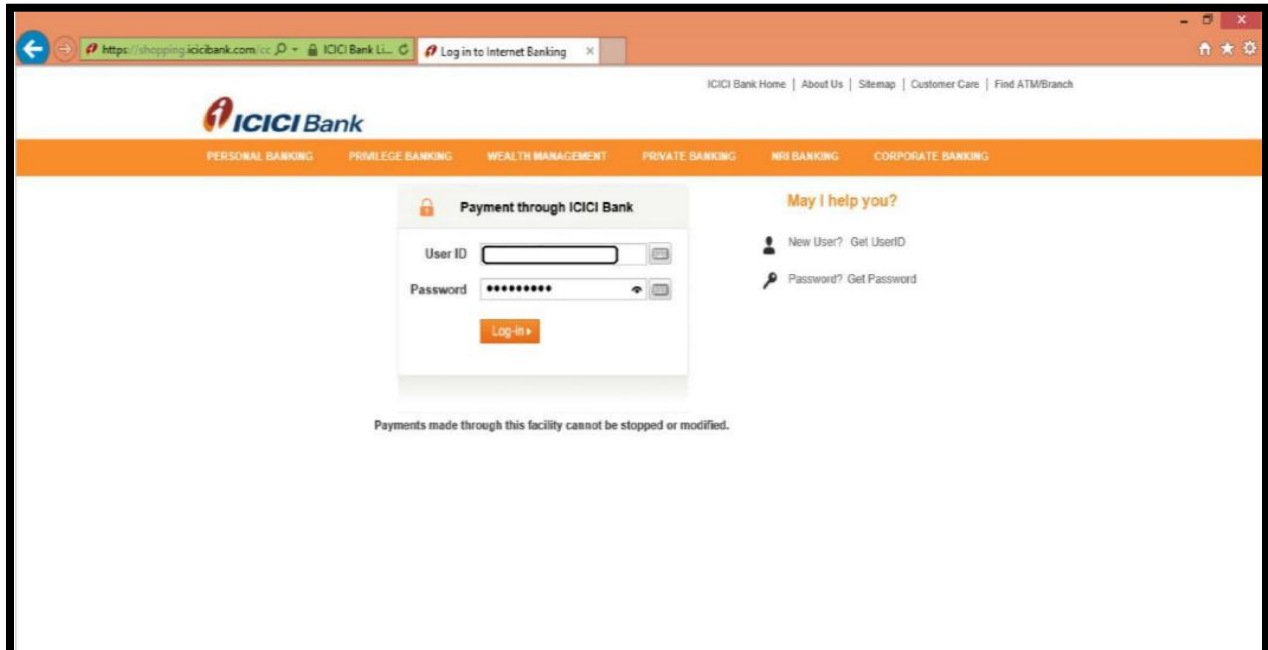
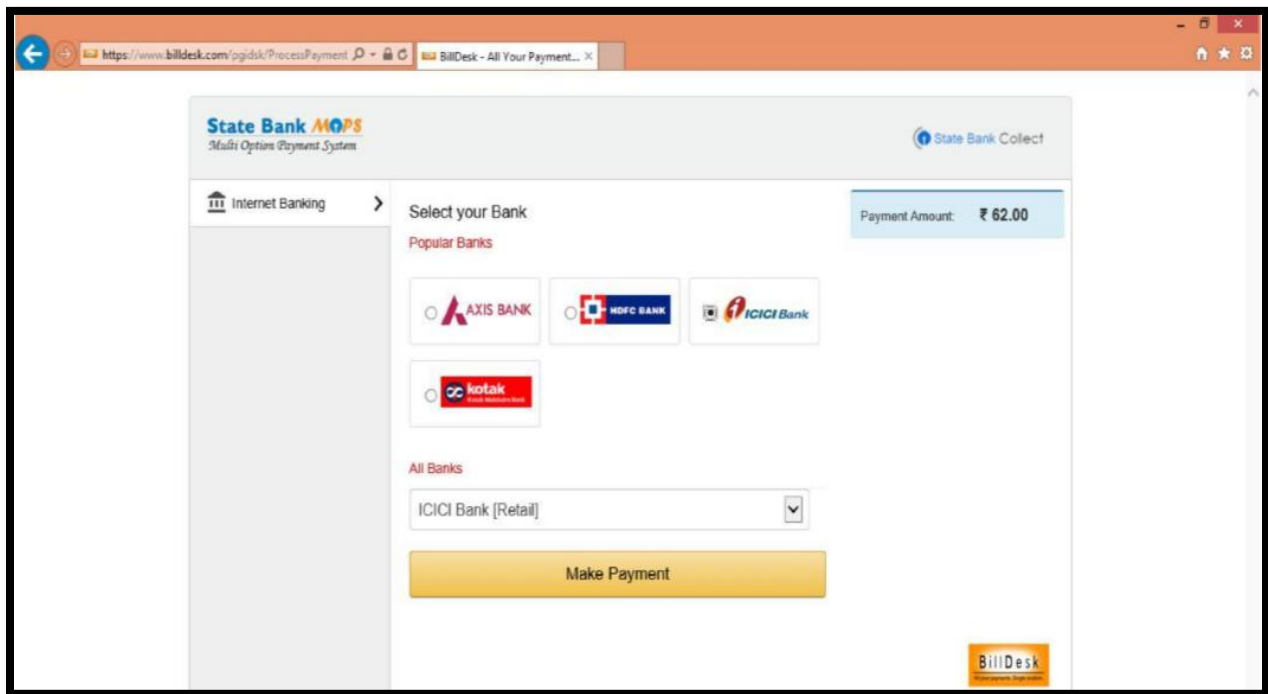
- i. Bidders with other bank account may click **Other Banks** option to proceed to SBI Net Banking Page



You may select the appropriate Bank from selection page. As an example, we are proceeding with ICICI Bank in the provided dropdown box of **All Banks** .



- ii. After selecting ICICI Retail Banking, Click **Make Payment** Button to proceed to its internet banking page. Further steps may depend on the Bank Procedure.





https://shopping.icicibank.com/... Identified by ... Make a Payment

About Us | Customer Care | Find ATM/Branch

**PRIVILEGE** **ICICI Bank**

## Make a Payment

You now have the option of paying from either your savings account or Pockets wallet.

### Payment Details

Pay From:

Pay To: State Bank Of India - INB Dept. (B)

Amount (INR): 52.00

Remarks:

[Click here to view terms & conditions.](#)

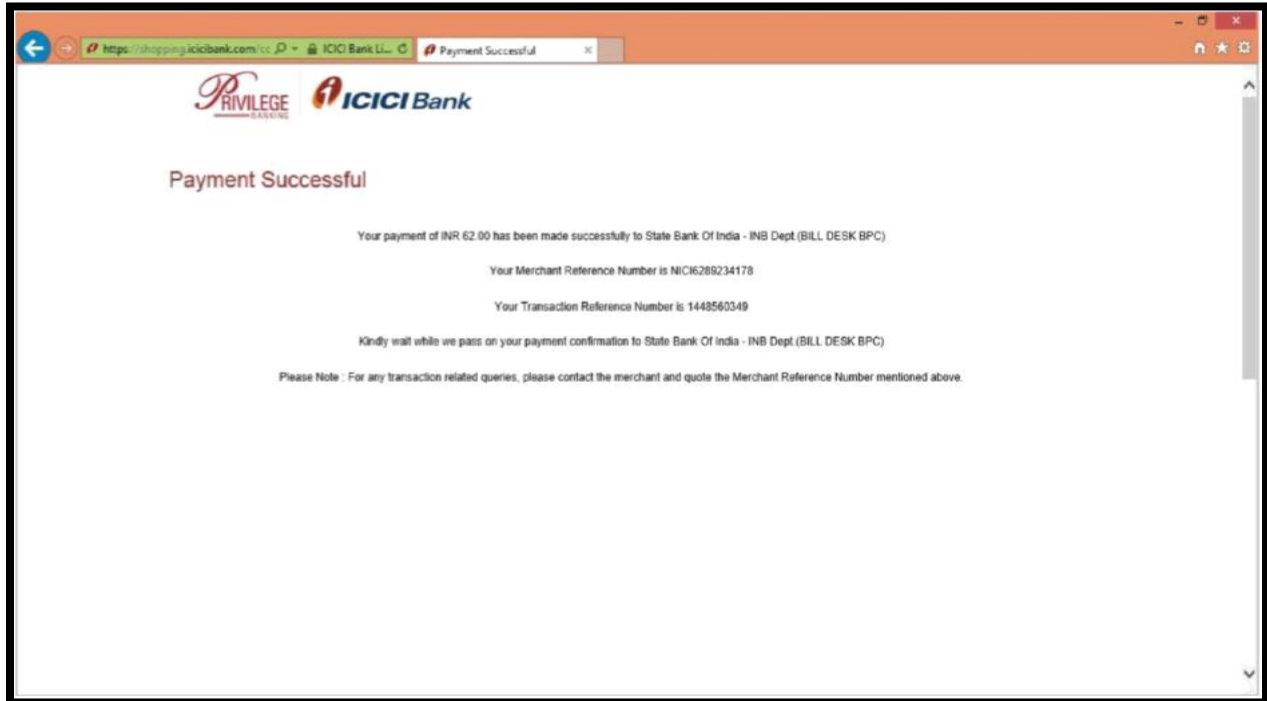
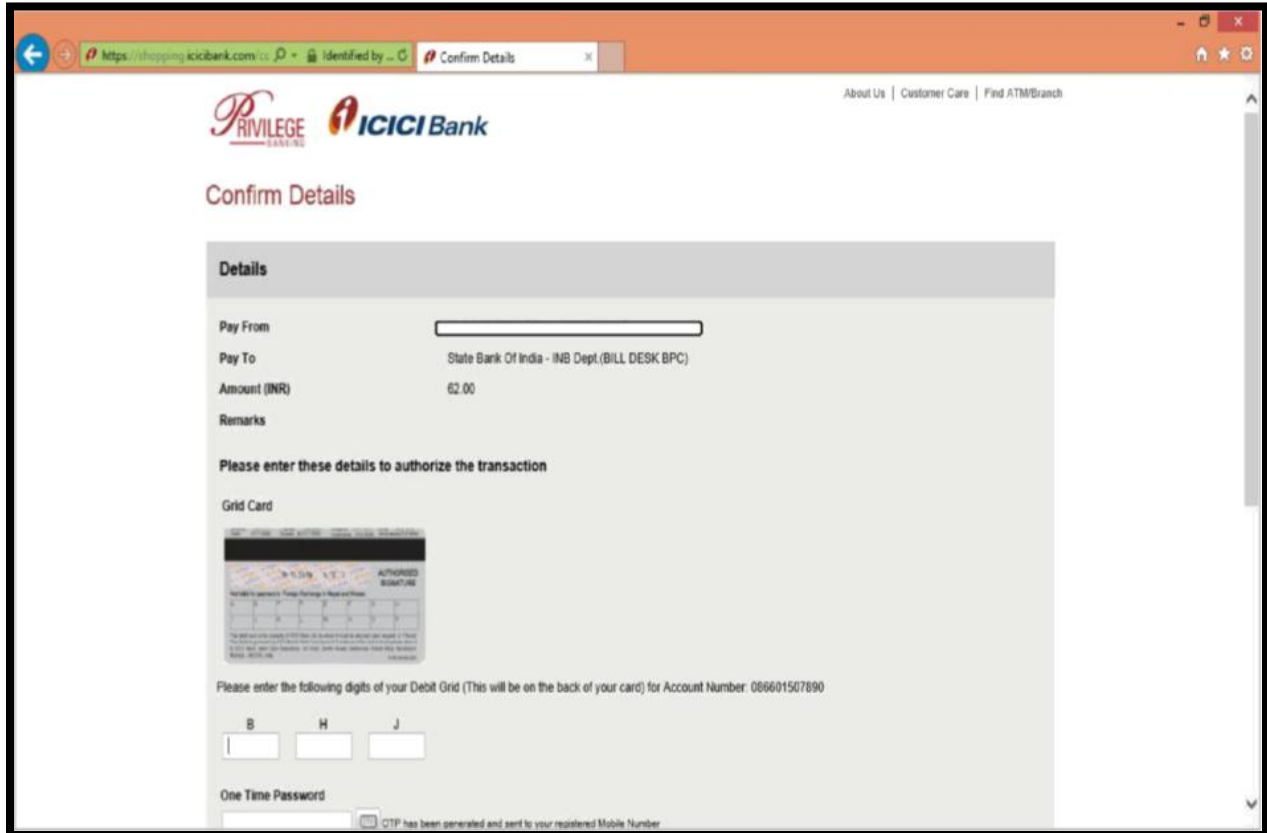
Notes:

1. By clicking on the 'Pay' button, you are agreeing to the terms and conditions as given above.
2. After clicking the 'Pay' button, please wait for sometime while we pass on your payment details to the biller.
3. Please do not refresh or close the browser window.
4. Please check the status of the payment with the merchant after 7 days of transaction date. In case the merchant does not update the payment within 7 days, please contact our [24-hour Customer Care](#) for further assistance.

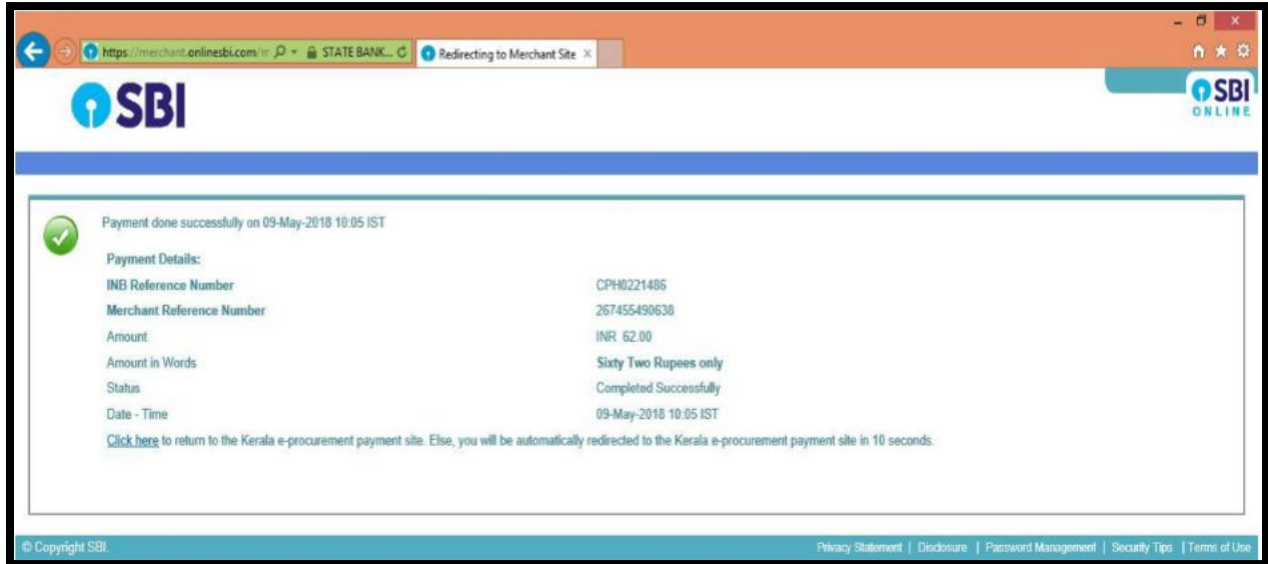
Customer Service  
Customer Care Numbers

Useful Links  
Get User ID | Ways To Bank | Online Banking | Savings Account | PPF | Personal Finance Tools | Form Center | Gold Rate Today | Minika Gallery | Credit

Visit Other ICICI Bank Sites  
ICICI Group | ICICI Foundation | ICICI Lombard General Insurance | ICICI Securities | ICICI Prudential Life Insurance | ICICI Prudential AMC | ICICI Ventures | ICICI Direct | DISHA Financial Counseling | ICICI Home Finance | Embrace The Bank of Rajasthan | Careers | Bahrain | Canada | Germany |

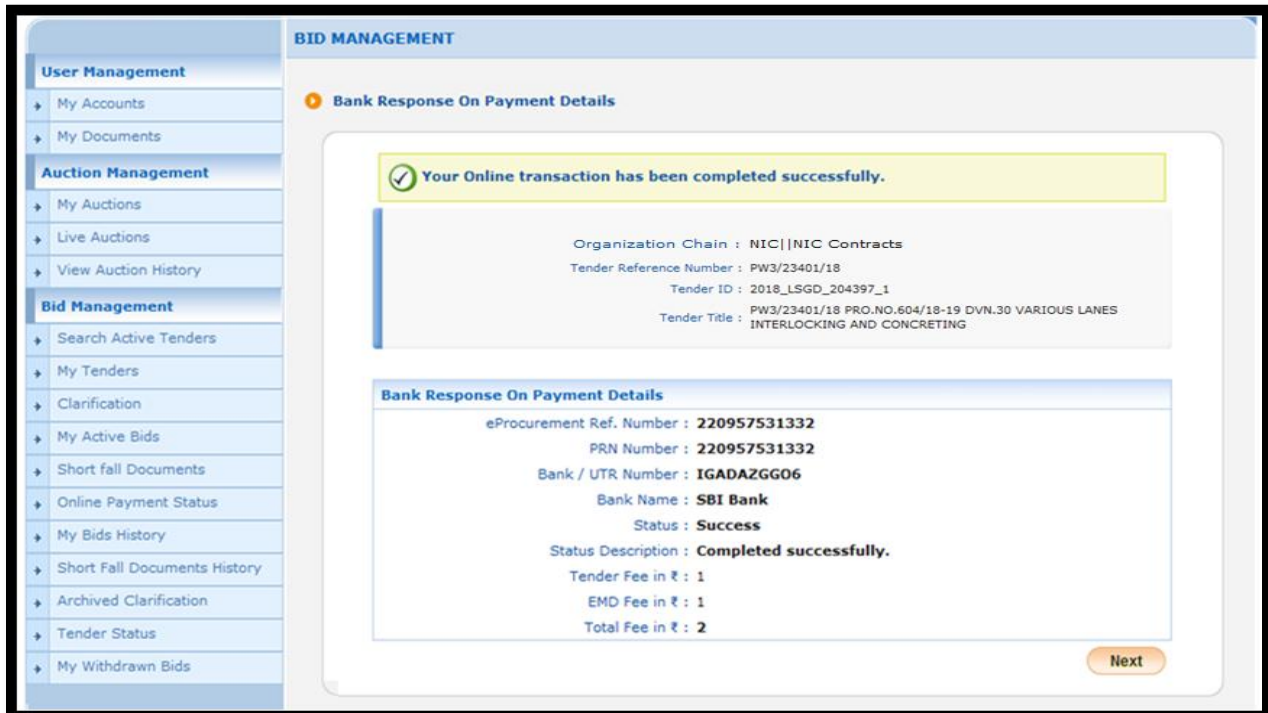


- iii. After, successful payment, system will direct you to payment confirmation page.



- iv. As in below, you will receive bank response immediately by verifying the payment status, whether Success or not. In case, payment was debited from account and further, **Payment Failure** is shown, immediately contact the eProcurement helpdesk, for resolution, before tender closing time.

Click **Next** to go to Bid Preparation details, as in screenshot.



v. Please ensure that the **Pay Online** option is not shown after successful payment, as below, for confirmation. From here, you may proceed with **Encrypt and Upload** to upload tender documents, and further submission process.

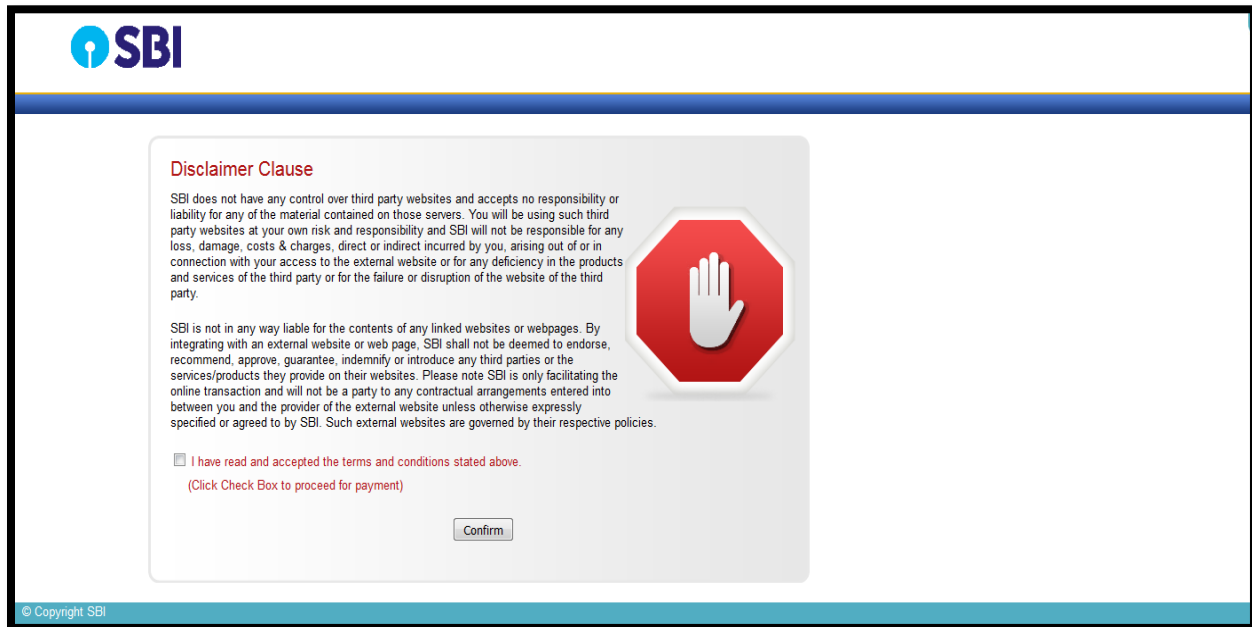
The screenshot displays the 'BID MANAGEMENT' section of a web application. On the left is a navigation menu with categories like 'User Management', 'Auction Management', and 'Bid Management'. The main content area shows 'My Tenders' for a specific tender (2018\_KSITM\_203916\_2). It includes details such as 'Organization Chain : NIC||NIC Contracts', 'Tender Reference Number : PW3/23401/18', 'Tender ID : 2018\_LSGD\_204397\_1', and 'Tender Title : PW3/23401/18 PRO.NO.604/18-19 DVN.30 VARIOUS LANES INTERLOCKING AND CONCRETING'. Below this is a 'Bid Process List' table with one entry: S.No 1, Bid Process Profile, and an Action button. A 'Bid Payment Details' table follows, showing two rows: Tender Fee (Actual: 1.00 INR, Paid: 1.00 INR) and End Fee (Actual: 2.00 INR, Paid: 2.00 INR). An 'Encrypt&Upload' button is located at the bottom right of the main content area.

### C) NEFT/RTGS

(i) Bidders may choose the type of transaction and proceed for payment.

The screenshot shows the 'STATE BANK MULTI OPTION PAYMENT SYSTEM' interface on the SBI Online website. It features a header with the SBI logo and a navigation bar. Below the header, there are instructions: 'Please Select Appropriate Card Type To Avoid Failures (C.Credit Card Options/D For Debit Card)'. The main content area is divided into three sections: 'Net Banking', 'Card Payments', and 'Other Payments Modes'. Under 'Net Banking', there are two options: 'SBI' with 'Bank Charges: 0.0' and 'Click Here' button, and 'Other Banks' with 'Bank Charges: 59.0' and 'Click Here' button. Under 'Other Payments Modes', there is an option for 'NEFT' with 'NEFT/RTGS' and 'Bank Charges: 0.0' and a 'Click Here' button. A 'Cancel' button is located at the bottom center. The footer contains the text '© State Bank of India' and 'Site best viewed in I.E 10 +, Mozilla 30 +, Google Chrome 30 +'.

- (ii) Please click the check Box to proceed to the payment and click on the Confirm Button.



**SBI**

**Disclaimer Clause**

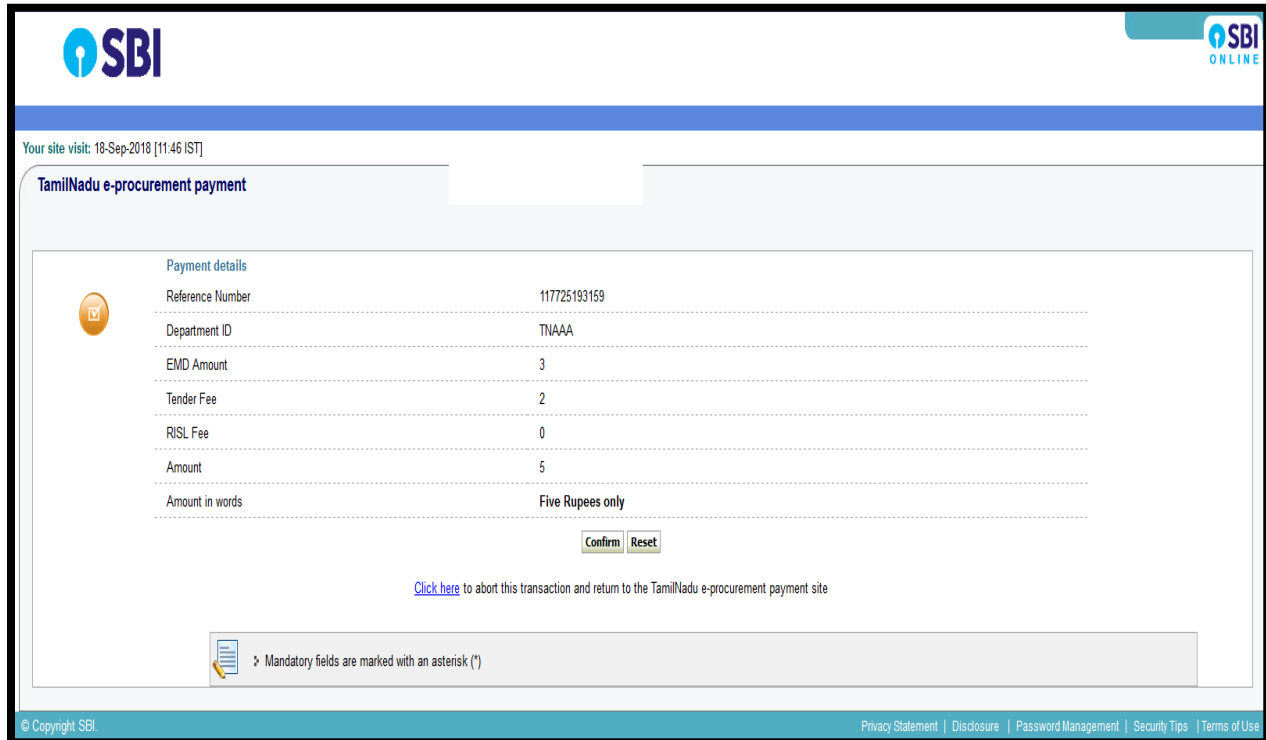
SBI does not have any control over third party websites and accepts no responsibility or liability for any of the material contained on those servers. You will be using such third party websites at your own risk and responsibility and SBI will not be responsible for any loss, damage, costs & charges, direct or indirect incurred by you, arising out of or in connection with your access to the external website or for any deficiency in the products and services of the third party or for the failure or disruption of the website of the third party.

SBI is not in any way liable for the contents of any linked websites or webpages. By integrating with an external website or web page, SBI shall not be deemed to endorse, recommend, approve, guarantee, indemnify or introduce any third parties or the services/products they provide on their websites. Please note SBI is only facilitating the online transaction and will not be a party to any contractual arrangements entered into between you and the provider of the external website unless otherwise expressly specified or agreed to by SBI. Such external websites are governed by their respective policies.

I have read and accepted the terms and conditions stated above.  
(Click Check Box to proceed for payment)

© Copyright SBI

- (iii) Please ensure that your account has sufficient balance, before proceeding further. After checking the same, Click **Confirm** button as below, to transfer payment.



**SBI** **SBI ONLINE**

Your site visit: 18-Sep-2018 [11:46 IST]

**TamilNadu e-procurement payment**

**Payment details**

Reference Number	117725193159
Department ID	TNAAA
EMD Amount	3
Tender Fee	2
RISL Fee	0
Amount	5
Amount in words	Five Rupees only

[Click here](#) to abort this transaction and return to the TamilNadu e-procurement payment site

Mandatory fields are marked with an asterisk (\*)

© Copyright SBI [Privacy Statement](#) | [Disclosure](#) | [Password Management](#) | [Security Tips](#) | [Terms of Use](#)

(iv) Click **Confirm** button as below, to transfer payment.

Your site visit: 18-Sep-2018 [11:46 IST]

**TamilNadu e-procurement payment**

Payment details	
Reference Number	117725193159
Department ID	TNAAA
EMD Amount	3
Tender Fee	2
RISL Fee	0
Amount	5
Amount in words	Five Rupees only

**Confirm**

Mandatory fields are marked with an asterisk (\*)

© Copyright SBI. Privacy Statement | Disclosure | Password Management | Security Tips | Terms of Use

(v) The challan is generated after successful transaction.

Your site visit: 18-Sep-2018 [11:46 IST]

**TamilNadu e-procurement payment HEFT/RTGS Form**

Beneficiary Details	
Beneficiary Account Number (To be entered as it appears)	PSEGACP38921167
Amount	Rs. 5
Amount In Words	Five Rupees only
Beneficiary Bank	State Bank of India
Beneficiary IFSC Code	SBIN0017676
Name & Address	TamilNadu e-procurement payment
Beneficiary Reference Number	117725193159

**Note for Bidder:**

- The remittance should be within the prescribed time and as per the terms and conditions specified in tender.
- Please ensure the correctness of details reported while remittance through RTGS/NEFT, SBI and Gore would not be responsible for the transactions rejected due to incorrect details reported.
- For RTGS/NEFT transactions, Date and time at which payment is received in SBI would be relevant for the purpose of determining the issue as to whether payment was received in time or not. Therefore, bidders should make transactions well in advance so as to ensure that the payment reaches SBI before date and time for submission of tender.
- Bids for which payment is received after closing date time for submission of tender/bid would be rejected and would not be considered for further processing. The payment would be returned back to the bank account from which the transaction was made.
- Bidders should verify/check the payment status on e-procurement portal. The transaction for which payment is received before bid/tender closing date and time would be displayed as SUCCESSFUL in the portal. Otherwise bidders may contact their bank from which the transaction was made.
- Bidder should ensure that tender document fees and EMD are remitted as one single transaction and not separate.
- Bidder should ensure that account no. entered during RTGS/NEFT remittance at any bank counter or Internet banking site is the same as it appears in e-Procurement remittance form. Bidder should not transact this account number.
- No additional information like bidder's name, company name, etc. should be entered in the account no. column along with account no. for RTGS/NEFT remittance.
- Cash or Transfer across the counter in SBI and Associates Banks not allowed and the payment may be treated as invalid and the respective bid is liable to be rejected.
- Please obtain UTR no. from your remitting bank for your record/issue reference.
- Please note that this is only a remittance information form and not an acknowledgement of remittance.

In case the above points are not followed, the payment may be treated as invalid and the respective bid is liable to be rejected.

**Disclaimer:**

SBI does not have any control over third party websites and accepts no responsibility or liability for any of the material contained on those servers. You will be using such third party websites at your own risk and responsibility and SBI will not be responsible for any loss, damage, costs & charges, direct or indirect incurred by you, arising out of or in connection with your access to the external website or for any deficiency in the products and services of the third party or for the failure or disruption of the website of the third party.

SBI is not in any way liable for the contents of any linked website or webpage. By interacting with an external website or web page, SBI shall not be deemed to endorse, recommend, approve, guarantee, indemnify or introduce any third parties or the services/products they provide on their website. Please note SBI is only facilitating the online transaction and will not be a party to any contractual arrangements entered into between you and the provider of the external website unless otherwise expressly specified or agreed to by SBI. Such external websites are governed by their respective policies.

[Click here to print the Remittance Form](#)  
[Click here to Download in pdf](#)  
[Click here to return to the TamilNadu e-procurement payment site.](#)

© Copyright SBI. Privacy Statement | Disclosure | Password Management | Security Tips | Terms of Use



- (vi) The Downloaded challan of the TamilNadu e-procurement RTGS/NEFT Remittance Information

<b>TamilNadu e-procurement payment RTGS/NEFT Remittance Information Form</b>	
<b>Beneficiary Details</b>	
<b>Beneficiary Details</b>	
<b>Beneficiary Account Number (to be entered as it appears)</b>	PSEGACPJ8923167
<b>Amount</b>	Rs. 5
<b>Amount In Words</b>	Five Rupees only
<b>Beneficiary Bank</b>	State Bank of India
<b>Beneficiary IFSC Code</b>	SBIN0017676
<b>Name and Address</b>	TamilNadu e-procurement payment
<b>Beneficiary Reference No</b>	117725193159
<b><u>Instructions for remitting Bank:</u></b>	
<p>a. This form is valid for remittance through non-SBI branches.            b. Beneficiary account no. is alpha-numeric and case sensitive. It should be entered as it appears above.            c. Amount to be remitted should not be higher or lesser and should be the same as shown above.</p>	
<b><u>Note for Bidders:</u></b>	
<p>a. Bidder should ensure that account no. entered during RTGS/NEFT remittance at any bank counter or Internet banking site is the same as it appears in this remittance form. Bidder should not truncate or add any other detail to the above account number.            b. No additional information like bidder name, company name, etc. should be entered in the account no. column along with account no. for RTGS/NEFT remittance.            c. Account to Account transfers or Cash payments are not allowed and are invalid mode of payments. Hence, this remittance form is to be used only for RTGS or NEFT payment            d. Bidder should ensure that tender document fees and EMD are remitted as one single transaction and not separate. The remittance should be within the prescribed time and as per the terms and conditions specified in tender.            e. Please ensure the correctness of details inputted while remittance through RTGS/NEFT. Please also ensure that your banker keys in the Account Number (which is case sensitive) as displayed in this form. SBI and Merchant should be relevant for RTGS/NEFT remittance. Therefore, bidders should be relevant for RTGS/NEFT remittance. Therefore, bidders should be relevant for RTGS/NEFT remittance.            f. For RTGS/NEFT remittance, the purpose of remittance should be relevant for RTGS/NEFT remittance. Therefore, bidders should be relevant for RTGS/NEFT remittance.            g. Bids for which Payment is received after closing date/time for submission of tender/bid would be rejected</p>	

Tender Reference Number : 1234567890

## Fee Payment Mode\*

 Offline  Online  Not Applicable

## Tender Fee Details

Tender Fee in ₹

10000

Processing Fee in ₹

595

Exemption Allowed

 Yes  No

Tender Fee Payable To \*

Account Officer, ACCL

Tender Fee Payable At \*

Chennai

## Earnest Money Deposit (EMD) Details

EMD Fee

 Fixed  Percentage

EMD Amount in ₹ \*

15000

EMD ECV %

0.0

EMD through BG/ST or EMD  
Exemption Allowed Yes  No

EMD Fee Payable To \*

Account Officer, ACCL

EMD Fee Payable At \*


Chennai

## Offline Instruments \*

- BC
- Direct Credit
- Personal Cheques
- BG

## Online Banks \*

- SBIMOPS multiple pooling
- SBI Open Auction

 Note

\* To Proceed without Tender Fee/EMD click on 'Not Applicable'.

Cancel

Next